




CALTEX

**Bruintjieshoogte Fietsryfees**

27 March 2011

**Final Results - Road**

Group or Category	Pos in		Athlete Details			Final Results		
	All	Cat	No	Cat	Name	Time	Laps	Remarks
<b>Open Women 160km</b>	1	1	3	OWU	Julie Walker	05.27.29	1	
	2	2	10	OWU	Olivia Maritz	06.13.38	1	
<b>Category</b>	<b>All</b>	<b>Cat</b>	<b>No</b>	<b>Cat</b>	<b>Name</b>	<b>Time</b>	<b>Laps</b>	<b>Remarks</b>
<b>Open Men 160km</b>	1	1	7	OMU	Nichlas Cape	04.34.08		
	2	2	12	OMU	Brent Pheiffer	04.34.08		
	3	3	9	OMU	Hein Lodewyks	04.43.43		
	4	4	6	OMU	Andre Van Vuuren	04.56.16		
	5	5	11	OMU	Louis Dupper	05.27.28		
	6	6	2	OMU	John Van Onselen	05.27.36		
	7	7	1	OMU	Andre Van Rooyen	05.57.07		
	8	8	5	OMU	Alex Kingwill	06.13.23		
	9	9	4	OMU	Brendin Mc Donald	06.13.37		
<b>Category</b>	<b>All</b>	<b>Cat</b>	<b>No</b>	<b>Cat</b>	<b>Name</b>	<b>Time</b>	<b>Laps</b>	<b>Remarks</b>
<b>Open Men 100km</b>	1	1	224	OML	Henk Prinsloo	03.09.48		
	2	2	238	OML	Roelof Theron	03.10.01		
	3	3	219	OML	Louis Janse Van Rensburg	03.27.26		
	4	4	208	OML	Ross Raffan	03.28.26		
	5	5	226	OML	Leon Claasen	03.28.50		
	6	6	205	OML	Christoffel Schoeman	03.33.31		
	7	7	277	OML	Andrew Laing	03.43.34		
	8	8	286	OML	Rudolph Botha	03.44.20		
	9	9	227	OML	Ruben Van Heerden	03.51.58		
	10	10	212	OML	Piet Mulder	03.51.58		
	11	11	203	OML	Fred Hagart	03.55.35		
	12	12	204	OML	Theo Halgreen	03.55.36		
	13	13	269	OML	Wilhelm Froehlich	04.22.49		
	14	14	268	OML	Tian Beukes	04.23.41		
	15	15	207	OML	Michael Stevens	04.38.55		
<b>Category</b>	<b>All</b>	<b>Cat</b>	<b>No</b>	<b>Cat</b>	<b>Name</b>	<b>Time</b>	<b>Laps</b>	<b>Remarks</b>
<b>Open Women 100km</b>	1	1	228	OWL	Jo-Ann Van Heerden	03.51.55		
	2	2	206	OWL	Colleen Stevens	04.22.31		
	3	3	239	OWL	Aletta Theron	04.44.56		
<b>Category</b>	<b>All</b>	<b>Cat</b>	<b>No</b>	<b>Cat</b>	<b>Name</b>	<b>Time</b>	<b>Laps</b>	<b>Remarks</b>
<b>All Women 100km</b>	1	1	217	SXL	Anriette Schoeman	02.57.32		
	2	2	221	SXL	Leilani Bradley	03.20.59		
<b>Category</b>	<b>All</b>	<b>Cat</b>	<b>No</b>	<b>Cat</b>	<b>Name</b>	<b>Time</b>	<b>Laps</b>	<b>Remarks</b>
<b>All Men 100km</b>	1	1	230	UML	Clinton Barrow	02.45.12		
	2	1	250	JML	Kellan Gouveris	02.46.08		
	3	1	262	SVL	Ronald Scheffer	02.47.52		
	4	2	265	UML	Weslee Todkill	02.48.12		
	5	1	246	EML	Wesley Augustyn	02.48.13		
	6	3	261	UML	Jarred Salzwedel	02.48.13		
	7	4	255	UML	Gerrit Nel	02.48.14		
	8	2	300	SVL	Donovan O'Reilly	02.48.22		




CALTEX

# Bruintjieshoogte Fietsryfees

27 March 2011

## Final Results - Road



Group or Category	Pos in		Athlete Details			Final Results		
	All	Cat	No	Cat	Name	Time	Laps	Remarks
	9	3	256	SVL	Earl O' Reilly	02.48.22		
	10	5	294	UML	Luthando Fatyi	02.48.27		
	11	2	260	JML	Marinus Prinsloo	02.56.51		
	12	3	258	JML	Shane Pheiffer	02.57.25		
	13	1	201	MML	Anthony Battaliou	02.57.26		
	14	2	259	MML	Wayne Pheiffer	02.57.26		
	15	4	264	JML	Cuen Holland	02.57.30		
	16	1	225	VML	Martin Truscott	03.02.08		
	17	2	215	VML	Greg Gouveris	03.10.46		
	18	3	237	MML	Johan Gerber	03.14.43		
	19	3	241	VML	Mark Van Zyl	03.15.07		
	20	4	220	SVL	Darryn Bradley	03.21.00		
	21	4	254	MML	Clifford Mulder	03.21.01		
	22	2	211	EML	Stephen Thomas	03.21.02		
	23	4	236	VML	Adrian Grant Van Biljon	03.22.42		
	24	6	251	UML	Nathaniel Martin	03.23.25		
	25	5	213	VML	Neil Harkin	03.29.29		
	26	5	289	SVL	Heinrich Van Rensburg	03.29.30		
	27	6	229	VML	Craig Townsend	03.29.31		
	28	7	276	VML	Pieta Booyens	03.33.51		
	29	8	234	VML	Erni Bilbrough	03.37.44		
	30	3	287	EML	Abraham Botha	03.38.30		
	31	5	248	MML	Christopher Castle	03.38.30		
	32	6	223	SVL	Pierre Fourie	03.40.11		
	33	5	282	JML	Johannes Williams	03.41.09		
	34	6	270	MML	Kevin Mc Caughey	03.42.11		
	35	7	266	SVL	Mark Adami	03.43.26		
	36	9	202	VML	Tjaart Pretorius	03.46.12		
	37	10	272	VML	Colin Heydenrych	03.46.12		
	38	11	222	VML	Reino Verster	03.46.12		
	39	12	278	VML	Frans Smit	03.46.54		
	40	13	279	VML	Thandile Makibeni	03.47.08		
	41	14	244	VML	Clayton Hayward	03.48.34		
	42	7	288	MML	Deon Bekker	03.49.19		
	43	15	243	VML	Strauss Joubert	03.49.20		
	44	16	297	VML	Mark Keese	03.49.20		
	45	6	285	JML	Neville Lottering	03.50.21		
	46	8	235	MML	Etienne Greeff	03.50.34		
	47	9	245	MML	William Duckitt	03.50.35		
	48	8	271	SVL	Andre Mouton	03.50.36		
	49	17	295	VML	Sors Gqoba	03.55.40		
	50	4	292	EML	Henrico Marais	03.55.49		
	51	5	298	EML	Jaco Louw	03.56.12		
	52	9	299	SVL	Zirk Scheepers	03.56.55		




CALTEX

# Bruintjieshoogte Fietsryfees

27 March 2011

## Final Results - Road




Group or Category	Pos in		Athlete Details			Final Results		
	All	Cat	No	Cat	Name	Time	Laps	Remarks
	53	10	273	MML	Francois Botha	03.57.34		
	54	11	249	MML	Louis De Beer	03.57.35		
	55	12	232	MML	Paul Els	03.57.57		
	56	18	216	VML	Hendrik Van Niekerk	03.58.13		
	57	13	231	MML	Frederick Wienand	04.01.27		
	58	7	283	JML	Zimisele Magwevana	04.16.21		
	59	7	281	UML	Mattheuwes Latola	04.16.50		
	60	19	240	VML	Riaan Van Der Walt	04.20.33		
	61	14	564	MML	Jacques Le Roux	04.20.33		
	62	15	291	MML	Andre Van Der Merwe	04.23.42		
	63	20	290	VML	John Rhutenbach	04.23.43		
	64	16	214	MML	Eric Winter	04.28.23		
	65	6	253	EML	Peter Mc Millan	04.38.25		
	66	17	293	MML	Barry Pienaar	04.44.05		
	67	7	296	EML	Alastair Stephenson	04.55.22		
	68	10	218	SVL	Hercules Jansen Van Rensburg	04.59.06		
	69	18	242	MML	Etienne Keyser	05.05.09		
	70	8	280	EML	Le Clue Basson	05.05.31		
	71	8	274	UML	John Barends	05.05.57		
	72	9	252	EML	Kenneth Mc Millan	05.06.34		
	73	19	263	MML	Erasmus Wilken	05.07.14		
Category	All	Cat	No	Cat	Name	Time	Laps	Remarks
<b>All Women 50km</b>	1	1	510	OWM	Allison Hertel	01.43.26		
	2	2	525	OWM	Christine Claasen	01.43.51		
	3	1	512	YWM	Jordyn Hertel	01.44.04		
	4	3	506	OWM	Manie Maritz	01.52.32		
	5	4	537	OWM	Marieke Theron	01.56.56		
	6	5	502	OWM	Cindy-Lee Augustyn	02.04.12		
	7	6	520	OWM	Zelda Krige	02.09.15		
	8	7	539	OWM	Belinda Van Zyl	02.11.15		
	9	1	580	JGM	Jesica Brown	02.11.15		
	10	8	501	OWM	Annelie Botha	02.13.59		
	11	9	527	OWM	Minky Teppler	02.16.58		
	12	10	553	OWM	Mandy Jubber	02.19.00		
	13	11	542	OWM	Frederika Troskie	02.20.42		
	14	12	526	OWM	Betsie Labusacgne	02.21.59		
	15	13	565	OWM	Deborah Pretorius	02.24.58		
	16	14	567	OWM	Irma Weyers	02.25.17		
	17	15	522	OWM	Adele Van Quickelberge	02.26.23		
	18	16	516	OWM	Seugnet Van Niekerk	02.38.34		
	19	2	598	JGM	Chane Keese	02.39.08		
	20	17	541	OWM	Marie Keyser	02.54.09		
	21	18	586	OWM	Hilda Van Rensburg	03.03.48		
	22	19	540	OWM	Christine Keyser	03.14.01		



# Bruintjieshoogte Fietsryfees

27 March 2011

## Final Results - Road



Group or Category	Pos in		Athlete Details			Final Results		
	All	Cat	No	Cat	Name	Time	Laps	Remarks
	23	20	504	OWM	Val Sandow	03.15.04		
Category	All	Cat	No	Cat	Name	Time	Laps	Remarks
<b>All Men 50km</b>	1	1	556	YMM	Christiaan Van Aardt	01.37.30		
	2	2	531	YMM	Eugene Soule	01.37.35		
	3	3	573	YMM	Sheridon Adams	01.37.39		
	4	4	561	YMM	Dillon Geldenhuys	01.37.48		
	5	5	558	YMM	Keenam Bovey	01.38.26		
	6	6	559	YMM	Tiaan Barnard	01.38.42		
	7	7	562	YMM	Corbin Liebenberg	01.38.45		
	8	1	528	OMM	Jonathan Tepler	01.42.26		
	9	2	550	OMM	Danie Els	01.42.30		
	10	3	551	OMM	Louis Els	01.42.30		
	11	4	557	OMM	Leon Weitsz	01.43.37		
	12	5	511	OMM	Hermann Hertel	01.44.05		
	13	6	594	OMM	Trevor Amos	01.47.58		
	14	7	529	OMM	Hj Chamberlain	01.48.24		
	15	8	597	OMM	Dudley Wheelwright	01.48.25		
	16	9	509	OMM	Kobus Etsebeth	01.56.56		
	17	10	555	OMM	Wayne Snyman	01.56.56		
	18	11	576	OMM	Christopher Adami	02.00.31		
	19	12	513	OMM	Lenny Gardner	02.01.03		
	20	13	554	OMM	Renier Potts	02.01.03		
	21	1	515	JBM	Bradley Gouveris	02.01.08		
	22	14	592	OMM	Brian Collity	02.03.29		
	23	8	519	YMM	Nico Burden	02.05.34		
	24	2	517	JBM	Francois Burden	02.05.38		
	25	15	518	OMM	Jasper Burden	02.05.42		
	26	16	600	OMM	Francois Van Niekerk	02.06.01		
	27	17	508	OMM	Deon Pelser	02.06.04		
	28	9	534	YMM	Jaco Pitout	02.06.12		
	29	10	581	YMM	Emiele Nel	02.06.51		
	30	3	579	JBM	Xavier Barnard	02.07.07		
	31	4	582	JBM	Matthew Marais	02.07.07		
	32	18	514	OMM	Eric Heydenrych	02.07.13		
	33	5	583	JBM	Johnathen Brown	02.08.01		
	34	19	523	OMM	Robert Van Quickelberge	02.08.38		
	35	6	543	JBM	Paul Troskie	02.08.49		
	36	20	900	OMM	Tiens Rossouw	02.09.09		
	37	21	588	OMM	Marius Wolmarans	02.13.19		
	38	7	521	JBM	Ryan Janse Van Rensburg	02.13.29		
	39	22	536	OMM	Johan Botha	02.13.58		
	40	23	591	OMM	Lindile Charlie	02.16.34		
	41	24	568	OMM	Wayman Tonik	02.18.47		
	42	25	549	OMM	Sydney Lombaard	02.18.48		




CALTEX

# Bruintjieshoogte Fietsryfees

27 March 2011

## Final Results - Road



Group or Category	Pos in		Athlete Details			Final Results		
	All	Cat	No	Cat	Name	Time	Laps	Remarks
	43	26	552	OMM	Charl Jubber	02.19.01		
	44	27	572	OMM	Wicus Wait	02.19.44		
	45	28	590	OMM	Duwayne Koekemoer	02.21.27		
	46	8	548	JBM	Daniel De Freitas	02.22.05		
	47	29	547	OMM	Bjorn Bhikha	02.26.00		
	48	9	575	JBM	Ricardo Mapi	02.26.36		
	49	30	571	OMM	Andrew Smit	02.28.03		
	50	10	578	JBM	Brian Mayhead	02.28.04		
	51	31	584	OMM	Kobus Van Heerden	02.28.16		
	52	32	569	OMM	Adriaan Bezuidenhout	02.31.40		
	53	11	577	JBM	Ian Arpin	02.32.10		
	54	33	530	OMM	Walter Steenkamp	02.32.34		
	55	34	505	OMM	Derick Humpel	02.39.33		
	56	35	593	OMM	Werner Furter	02.41.12		
	57	36	589	OMM	Danie Rossouw	02.43.35		
	58	37	596	OMM	Grant Delponte	02.44.55		
	59	38	532	OMM	Dawid Bekker	02.45.01		
	60	39	585	OMM	Wentzel Coetzee	02.50.39		
	61	40	595	OMM	Johann Arpin	02.53.22		
	62	12	533	JBM	Naseem Dolley	02.56.52		
	63	41	538	OMM	Graham Meaker	03.03.01		
	64	42	524	OMM	Andrew Nel	03.03.02		
	65	43	587	OMM	Riaan Humpel	03.03.45		
	66	13	535	JBM	Francois Botha	03.11.23		
	67	11	274	YMM	Vuyolwethu Peni	05.05.57		
Category	All	Cat	No	Cat	Name	Time	Laps	Remarks
<b>All Women 20km</b>	1	1	825	OWS	Amanda Wolmarans	01.02.34		
	2	2	824	OWS	Janneke Wolmarans	01.02.49		
	3	1	821	SGS	Karla Bower	01.04.16		
	4	3	803	OWS	Karen Mclaren	01.04.27		
	5	2	817	SGS	Anneli Zietsman	01.23.32		
	6	4	814	OWS	Tracey Stevens	02.03.46		
Category	All	Cat	No	Cat	Name	Time	Laps	Remarks
<b>All Men 20km</b>	1	1	805	OMS	Evert Joubert	00.41.15		
	2	1	815	SBS	Stephanus Van Rhyn	00.43.04		
	3	2	801	SBS	Justin Janse Van Rensburg	00.43.49		
	4	2	810	OMS	Glynn Soule	00.44.45		
	5	3	811	SBS	Morne Soule	00.44.45		
	6	3	822	OMS	Erwin Viljoen	00.45.38		
	7	4	808	OMS	Ferdie Hartzenberg	00.50.16		
	8	5	802	OMS	Herman Labusacgne	00.55.29		
	9	6	809	OMS	Tjaart Kleu	00.58.32		
	10	4	807	SBS	Jared De Freitas	00.59.25		
	11	5	827	SBS	Syce Botha	01.02.15		



CALTEX

# Bruintjieshoogte Fietsryfees

27 March 2011

## Final Results - Road



Group or Category	Pos in		Athlete Details			Final Results		
	All	Cat	No	Cat	Name	Time	Laps	Remarks
	12	7	819	OMS	Johan Van Der Merwe	01.03.51		
	13	8	816	OMS	Zean Van Der Walt	01.03.52		
	14	9	820	OMS	Dennis Bower	01.04.16		
	15	6	806	SBS	Niel Joubert	01.06.07		
	16	7	812	SBS	Michael Du Raan	01.06.07		
	17	10	813	OMS	Patrick Stevens	01.07.43		
	18	11	818	OMS	Steven Zietsman	01.23.31		
	19	12	826	OMS	Charl Botha	01.33.01		
	20	13	828	OMS	Warwick Meaker	02.06.43		